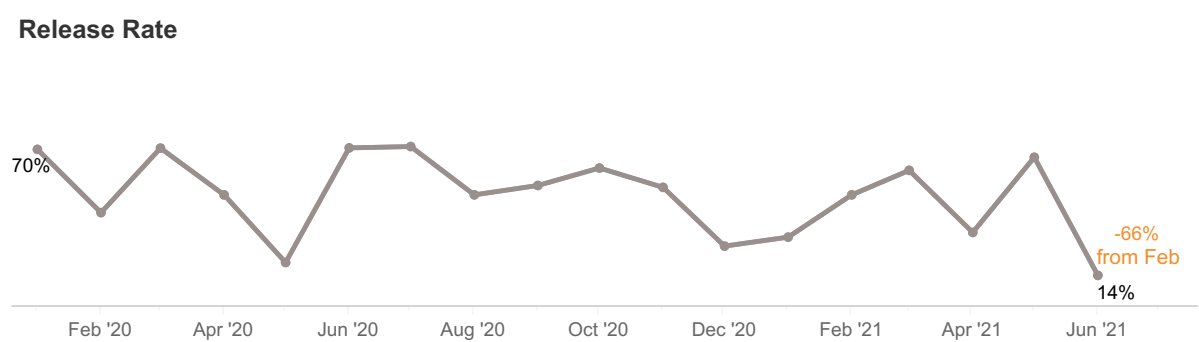
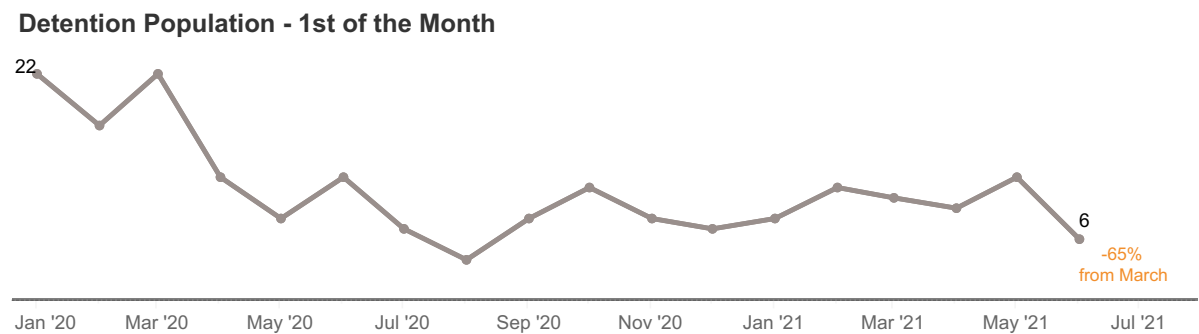
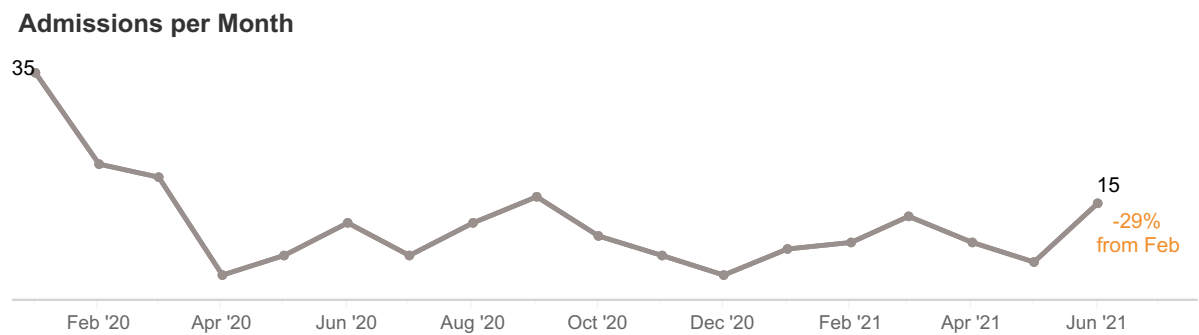


# JDAI Detention Population Survey

## Maine (Maine)

To understand the effect of the COVID-19 pandemic on youth detention populations, the Annie E. Casey Foundation surveyed the JDAI network on admissions and release data from April 2020 through July 2021. The Foundation will survey the network monthly to update data about youth detention trends. The data below was collected on or before July 31, 2021 with assistance from Empact Solutions and the Pretrial Justice Institute.



### Monthly COVID Cases - Youth

	Suspected Youth	Recovered Youth
Apr '20		
May '20		
Jun '20		0
Jul '20	1	0
Aug '20	0	0
Sep '20	1	1
Oct '20	0	1
Nov '20	0	0
Dec '20	1	1
Jan '21	0	0
Feb '21	0	0
Mar '21	0	1
Apr '21	0	1
May '21	2	2
Jun '21	0	1
Jul '21	0	1

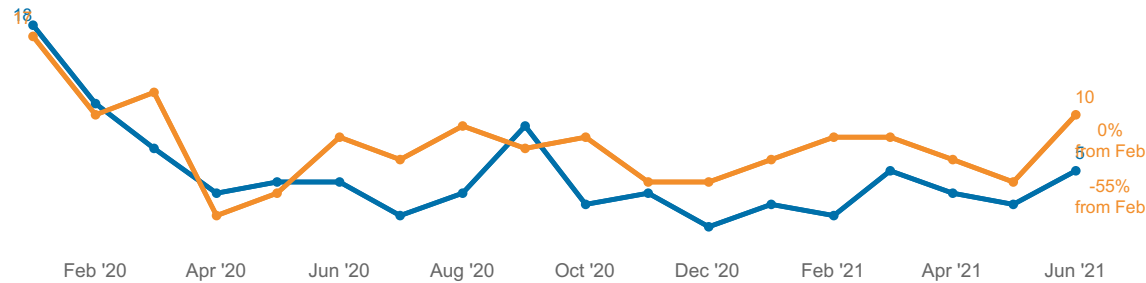
### Monthly COVID Cases - Staff

	Suspected Staff	Recovered Staff
Apr '20		
May '20		
Jun '20	0	0
Jul '20	0	0
Aug '20	0	0
Sep '20	0	0
Oct '20	0	0
Nov '20	2	0
Dec '20	4	8
Jan '21	0	0
Feb '21	0	0
Mar '21	0	2
Apr '21	0	2
May '21	2	2
Jun '21	0	2
Jul '21	0	2

# JDAI Detention Population Survey Maine (Maine)

White Youth Youth of Color

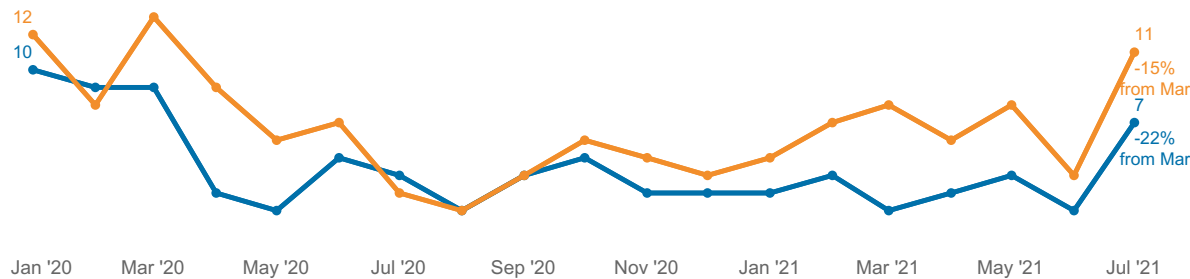
## Admissions per Month Since 2020



## 2021 Admissions

	Jan '21	Feb '21	Mar '21	Apr '21	May '21	Jun '21
White	6	8	8	6	4	10
Black/African American	1	0	3	2	2	1
Hispanic	0	0	1	0	0	1
Asian	0	0	0	0	0	0
Other	1	0	1	1	0	3
Am. Indian/AK Native	0	1	0	0	0	0
Hawaiian/Pacific Island	0	0	0	0	0	0

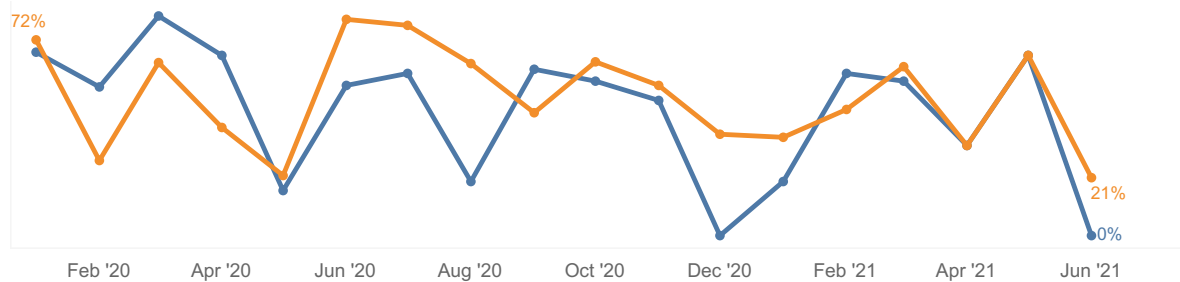
## Detention Population Since 2020 (as of the 1st of the month)



## 2021 Detention Population

	Jan '21	Feb '21	Mar '21	Apr '21	May '21	Jun '21	Jul '21
White	5	7	8	6	8	4	11
Black/African American	2	2	1	1	3	1	2
Hispanic	1	1	0	2	1	0	1
Asian	0	0	0	0	0	0	0
Other	0	1	0	0	0	1	4
Am. Indian/AK Native	0	0	1	0	0	0	0
Hawaiian/Pacific Island	0	0	0	0	0	0	0

## Release Rate Since 2020



## 2021 Release Rate

	Jan '21	Feb '21	Mar '21	Apr '21	May '21	Jun '21
White	36%	47%	63%	33%	67%	21%
Black/African Ame..	33%	50%	75%	0%	80%	0%
Hispanic	0%	100%	-100%	50%	100%	0%
Asian						
Other	0%	100%	100%	100%		0%
Am. Indian/AK Nat..		0%	100%			
Hawaiian/Pacific Is..						